

Standard Master Flash®

Specifically designed for the **Metal Roofing Industry**

Advanced Ozone Resistance tested to...		EPDM 70 hour @ 500 pphm	HIGH TEMP RED/GRAY SILICONE 70 hour @ 500 pphm
High Temperature Resistance Tested to	Intermittent	+135°C (+275°F)	+260°C (+500°F)
	Continuous	+100°C (+212°F)	+225°C (+437°F)
Low Temperature Resistance tested to...		-55°C (-67°F)	-74°C (-101°F)
Compression Set Maximum...		25%	50%

*Complete specification data and testing methods are available upon request.

Design Excellence

Aztec's flexible design meets all roofing needs. Sleeve flexibility accommodates vibration and pipe movement caused by expansion contraction. The soft aluminum base easily conforms to most metal roof profiles.


Weather Protection

Made of EPDM or High Temp Red Silicone, These flashings are compounded specifically for maximum resistance to weathering due to ozone and ultraviolet light.

Pipe diameters can be seen clearly for proper fitting.

Unique compression seal technology

Sleeve flexibility absorbs vibration and pipe movement caused by expansion/contraction



Easy On-Site Customization
Fast, one piece construction allows for easy on-site installation in usually 5 Minutes.

Adaptable Base
The base is designed to mold to most panel configurations and roof pitches regardless of pipe location.



Master Flash® was used to create a new engineering standard for profiled roofing by the International Association of Plumbing and Mechanical Officials (for the Uniform Plumbing Code) and remains the only product listed. These products are also listed for use with Type B vents.

The addition of fire retarding agents milled directly into the rubber compound created a self extinguishing feature which enables it to be used with type "B" vents. Listed with IAPMO certification No. 3121



PART NUMBER KEY

Base	Size	Color
SQ	Mini	BA
SQ	051	BA

Color Options

BN-Brown • WT-White
 BA-Black • GA-Gray
 DG-Dark Green • LG-Light Green
 DB-Dark Blue • LB-Light Blue
 BR-Right Red • TC-Terra Cotta

SILICONE PART NUMBER KEY

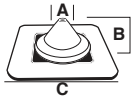
Base	Size	Color
SQ	#1	RA
SQ	102	RA

Silicone Color Options

RA-Red High Temp Silicone
 GX- Gray High Temp Silicone

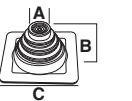
Name	Part #	Compound	Pipe Range	Base
Mini	SQ051BA	Black EPDM	Closed- 1" (0 - 25mm)	2 - 1/4" (57mm)
#1	SQ101BA	Black EPDM	Closed- 2-3/4" (0 - 70mm)	4-1/2" (114mm)
#2	SQ201BA	Black EPDM	5/8" - 4" (15 - 101mm)	6" (152mm)
#3	SQ301BA	Black EPDM	Closed - 5-3/4" (0 - 146mm)	8" (203mm)
#4	SQ401BA	Black EPDM	2-3/4" - 7" (70 - 177mm)	10" (254mm)
#5	SQ501BA	Black EPDM	4" - 8-1/4" (101 - 209mm)	11" (279mm)
#6	SQ601BA	Black EPDM	4-3/4" - 10" (121 - 254mm)	12" (304mm)
#7	SQ701BA	Black EPDM	6" - 11" (152 - 279mm)	14" (355mm)
#8	SQ801BA	Black EPDM	6-3/4" - 12" (171 - 304mm)	17" (431mm)
#8X-C	FF851BC	Black EPDM	Closed Top 0"-15-1/2" (0-393mm)	19-1/2" (495mm)
#9	SQ901BA	Black EPDM	9-1/2" - 20-1/2" (241 - 520mm)	25" (635mm)
#9X	SQ901BX	Black EPDM	8"-20-1/2" (203-520mm)	25" (635mm)
Maxi Closed	SQ951BA-C	Black EPDM	Closed Top 0" - 28-1/2" (0 - 724mm)	34" (863mm)
Maxi Open	SQ951BA-O	Black EPDM	Open Top 12" - 28-1/2"(304 - 724mm)	34" (863mm)
Maxi XL	SQ961BA	Black EPDM	12" - 39-1/2" (304mm - 1meter)	44" (1.1m)

Mini Flashing Details



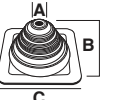
A-Top Opening	Closed
B-Cut to suit pipe size	Closed - 1" (0-25mm)
C-Base	2 - 1/4" (57mm)

#1 Flashing Details



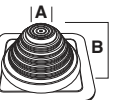
A-Top Opening	Closed
B-Cut to suit pipe size	Closed- 2-3/4" (0-70mm)
C-Base	4-1/2" (114mm)

#2 Flashing Details



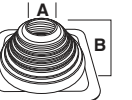
A-Top Opening	5/8" (15mm)
B-Cut to suit pipe size	5/8" - 4" (15 - 101mm)
C-Base	6" (152mm)

#3 Flashing Details



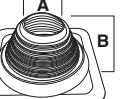
A-Top Opening	Closed
B-Cut to suit pipe size	Closed - 5-3/4" (0-146mm)
C-Base	8" (203mm)

#4 Flashing Details



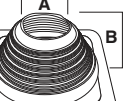
A-Top Opening	2-3/4" (69mm)
B-Cut to suit pipe size	2-3/4" - 7" (70-177mm)
C-Base	10" (254mm)

#5 Flashing Details



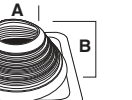
A-Top Opening	4" (101mm)
B-Cut to suit pipe size	4"-8-1/4" (101-209mm)
C-Base	11" (279mm)

#6 Flashing Details



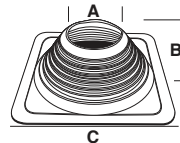
A-Top Opening	4-3/4" (120mm)
B-Cut to suit pipe size	4-3/4"-10" (120-254mm)
C-Base	12" (304mm)

#7 Flashing Details



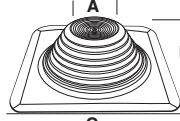
A-Top Opening	6" (152mm)
B-Cut to suit pipe size	6" - 11" (152 - 279mm)
C-Base	14" (355mm)

#8 Flashing Details



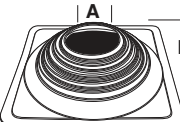
A-Top Opening	6-3/4" (171mm)
B-Cut to suit pipe size	6-3/4"-12" (171-304mm)
C-Base	17" (431mm)

#8X-C Fix-A-Flash Flashing Details



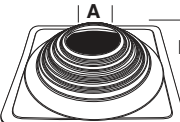
A-Top Opening	Closed
B-Cut to suit pipe size	0"-15-1/2" (0-393mm)
C-Base	19-1/2" (495mm)

#9 Flashing Details



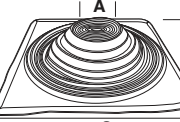
A-Top Opening	9-1/2" (241mm)
B-Cut to suit pipe size	9-1/2" - 20-1/2" (241 - 520mm)
C-Base	25" (635mm)

#9X Flashing Details



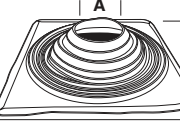
A-Top Opening	8" (203mm)
B-Cut to suit pipe size	8"-20-1/2" (203-520mm)
C-Base	25" (635mm)

Maxi-C Closed Flashing Details



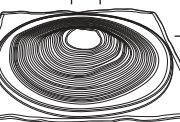
A-Top Opening	Closed
B-Cut to suit pipe size	0"-28-1/2" (0-724mm)
C-Base	34" (863mm)

Maxi-O Open Flashing Details



A-Top Opening	12" (304mm)
B-Cut to suit pipe size	12"-28-1/2" (304-724mm)
C-Base	34" (863mm)

Maxi XL Flashing Details



A-Top Opening	12" (304mm)
B-Cut to suit pipe size	12" to 39-1/2" (304mm to 1m)
C-Base	44" (1.1m)